

Java Update Instructions for MyLanguageLabs™

MyLanguageLabs has made several improvements to help you quickly and effectively resolve any issues you may encounter when trying to complete activities that require the latest Java plug-in.

*(The areas in the MyLanguageLab that require Java are in the **Readiness Pre and Post Tests**, **Voice Recording Activities**, and a very limited number of SAM activities.)*

If you are encountering issues where these activities are not loading or running properly on your system, there are a few easy steps you can follow to resolve any difficulties you are experiencing.

Step 1: Updating the Java Plug-in

Java (Adobe) has updated their version of the plug-in numerous times over the past year so it's very important to always download the most recent version.

To make sure that you have the most recent version of Java installed go to:

<http://www.java.com/en/download/index.jsp> (you may also find this link in the Browser Tune up).

Java *
Version: 1.7.0.40
Installed

*NOTE: Although Java may be installed, confirm that your computer has the correct version of Java listed below.

Operating System	Minimum Java Version
PC Users (XP, Vista, Windows 7)	1.7.0.13
MAC OS 10.6 Users	1.6.0.39
MAC OS 10.7 Users	1.7.0.13

If you need to install the Java update [click here](#).

- Still experiencing problems with Java? View the [MyLanguageLab Java Guidelines](#).

Troubleshooting help within Activities that Require Java:

You will also see a troubleshooting message and link at the start of every activity in **MyLanguageLabs** that requires Java in that activity.

Readiness Check Ch01 FINISH: Submit for Grading

Java Troubleshooting Message

NOTE: Problems with seeing the questions in this activity? Click [here](#) to download the latest version of Java. Once you have the latest version of Java installed, if prompted click on "Allow" or "Run" to load the questions. Select "Do Not Show Again" to allow Java to run for all similar questions.

1) Click on the definite article(s) in this sentence:
 Java boxes

2) Click on the indefinite article(s) in this sentence:
 Java boxes

Step 2: Browser & Operating System Compatibility

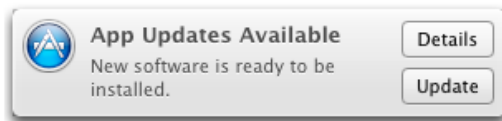
Mac Users:

Chrome browsers for **Mac** do **not** support Java 7 because Chrome is a 32-bit browser and Java only supports a 64-bit browser.

Mac users should use either **Firefox** or **Safari** (64 bit only).
If you are not sure which version of Safari you are running, please use Firefox.

Mac OSX 10.8 (Mountain Lion) Users:

Notification Alerts in **Mountain Lion** inform you that updates are available.



1. Click **Details** to open the Mac App Store and see details about the updates available
2. If present, click **Update** to install software updates
3. If present, click **Restart** to install software updates that require a restart

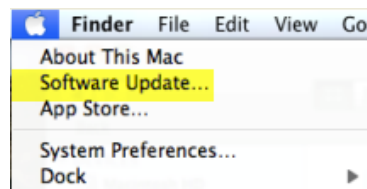
Mac OSX 10.7 (Lion) Users:

Please make sure to upgrade to OSX 10.7.3 and higher from Apple:

Java 7 will only install and function on OS X 10.7.3 and higher. Users of Mac OS X 10.7.1 and 10.7.2 (Lion) should upgrade to 10.7.3 or later versions.

Mac OSX 10.6 (Snow Lion) Users:

Please make sure you have the most up to date version of **Java 6** by clicking on the **apple menu** and choose **Software Updates**:



ALL MAC USERS:

When you attempt to complete an activity that requires Java for the first time you may get the following security alert from your computer browser.

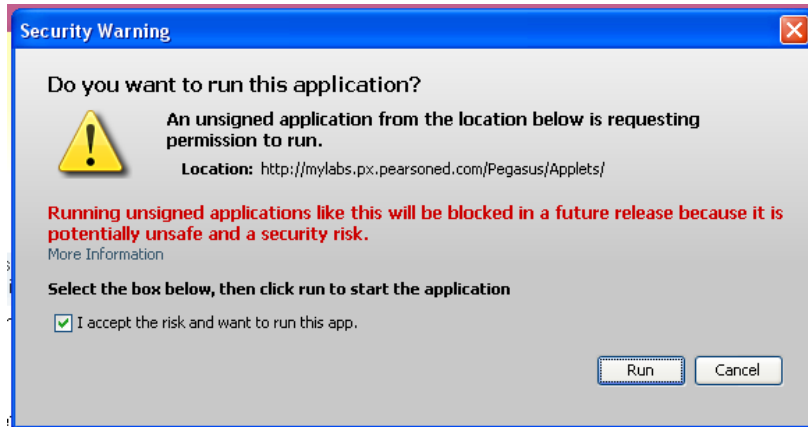
Please select: ***I accept the risk and want to run this app*** and click **Run**.



PC Users:

You may use Chrome, Firefox, or IE with all Windows Operating Systems.

If the activity does not run properly, your computer browser may be asking you permission to 'run java'. Please check at the top of your browser for an alert or if a pop up appears choose *Always allow Java to run* or *I accept the risk and want to run this app*.



PC & MAC USERS:

For more detailed information regarding browser compatibility with the Java plug-in, please visit the following 24/7 Technical Support page <http://tiny.cc/esc72w>.

Contact Technical Support at: <http://247pearsoned.custhelp.com>